

# breeze easy™

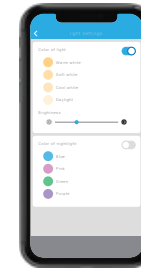
- Stay Clean™ shield design
- Quiet operation
- Energy saving (meets Energy Star)
- Easy simple installation steps that can be completed from the room side
- Can be mounted in the ceiling or side-wall







“Alexa, play today’s top hits”  
 “Call mom”  
 “What’s the weather?”



Fan & Music Control Included



Customize with App

	MODEL	CFM	SONE	EASY INSTALLATION	LED LIGHTING	SELECTABLE LIGHTING			can meet 	
<b>100</b> <sub>CFM</sub>	FL300-100	100	1.0	✓	1K Lumen	✓	✓	✓	✓	✓